

MONTHLY REPORT OF DISBURSEMENTS
For the month of June 30, 2017


Department STATE UNIVERSITIES AND COLLEGES (SUCs)
 Agency WESTERN MINDANAO STATE UNIVERSITY
 Operating Unit _____
 Organization Code (UACS) 086
 Funding Source Code (as clustered): 101101

PARTICULARS	CURRENT YEAR BUDGET					PRIOR YEAR'S BUDGET				SUB-TOTAL	TRUST LIABILITIES			GRAND TOTAL				
	PS	MOOE	Fin. Exp	CO	TOTAL	PRIOR YEAR'S ACCOUNTS PAYABLE			TOTAL		PS	MOOE	TOTAL	PS	MOOE	Fin. Exp	CO	TOTAL
						PS	MOOE	CO										
1	2	3	4	5	6=(2+3+4+5)	7	8	10	17=(11+16)	18=(6+17)	19	20	22=(19+20+21)	23	24	25	26	27=(23+24+25+26)
Notice of Cash Allocation (NCA)					-				-	-				-	-	-	-	-
MDS Checks Issued	65,331.25	7,306,103.58	-	-	7,371,434.83	-	5,395,275.00	11,200,455.16	16,595,730.16	23,967,164.99	1,364,288.12	31,790.00	1,396,078.12	1,429,619.37	12,733,168.58	-	11,200,455.16	25,363,243.11
Advice to Debit Account	10,173,117.25	4,680,060.94	-	-	14,853,178.19	-	-	-	-	14,853,178.19	7,405,543.30	10,800.00	7,416,343.30	17,578,660.55	4,690,860.94	-	-	22,269,521.49
Working Fund (NCA issued to BTr)					-				-	-			-	-	-	-	-	-
Tax Remittance Advices Issued (TRA)	2,739,587.68	183,964.15			2,923,551.83				-	2,923,551.83			-	2,739,587.68	183,964.15	-	-	2,923,551.83
Cash Disbursement Ceiling (CDC)					-				-	-			-	-	-	-	-	-
Non-Cash Availment Authority (NCAA)					-				-	-			-	-	-	-	-	-
Others (CDT, BTr Docs Stamp, etc.)					-				-	-			-	-	-	-	-	-
TOTAL	12,978,036.18	12,170,128.67	-	-	25,148,164.85	-	5,395,275.00	11,200,455.16	16,595,730.16	41,743,895.01	8,769,831.42	42,590.00	8,812,421.42	21,747,867.60	17,607,993.67	-	11,200,455.16	50,556,316.43


SUMMARY:


	As of previous month	This month	As of this month	Total Disbursements Program	As of previous report	This month	As of this month
Total Disbursement Authorities Received				184,415,694.26	38,856,551.83	223,272,246.09	
NCA	168,124,891.00	35,933,000.00	204,057,891.00	172,715,653.75	50,556,316.43	223,271,970.18	
Working Fund	-	-	-	11,700,040.51	(11,699,764.60)	275.91	
TRA	16,290,803.26	2,923,551.83	19,214,355.09				0.00
CDC	-	-	-				
NCAA	-	-	-				
Others (CDT, BTr Docs Stamp, etc.)	-	-	-				0.00
Less: Notice of Transfer Allocations (NTA)* issued	-	-	-				
Total Disbursements Authorities Available	184,415,694.26	38,856,551.83	223,272,246.09				
Less: Lapsed NCA	116.90	158.81	275.71				
Disbursements	172,715,653.75	50,556,316.43	223,271,970.18				
Balance of Disbursements Authorities as of to date	11,699,923.61	(11,699,923.41)	0.20				

Certified Correct:



 ROSALIE G. TAN-ARCILLAS
 Accountant III
 Date: July 10, 2017

Reviewed By:


 MA. LOURDES B. ALVA
 Director for Finance
 Date: July 10, 2017


 JOSELITO D. MADROÑAL, DPA
 VP - Administration and Finance
 Date: July 10, 2017

Approved By:


 MILABEL ENRIQUEZ-HO, RN., Ed.D
 President
 Date: July 10, 2017

