





FY 2022 Performance-Based Bonus Scorecard

# WESTERN MINDANAO STATE UNIVERSITY

<p><b>NOT ELIGIBLE</b></p> <p>The WMSU is Not Eligible for the grant of FY 2022 PBB due to non-submission.</p>	<p></p> <p><b>PERFORMANCE RESULTS</b></p> <p>Achieved 45.45% (5 out of 11) of the Congress-approved performance targets for FY 2022; failure to meet the targets for 6 indicators are due to controllable factors</p>	<p></p> <p><b>PROCESS RESULTS</b></p> <p>No submission of Annex 2 - Form A</p>	<p></p> <p><b>FINANCIAL RESULTS</b></p> <p>Achieved an average of 65% Disbursements and Earmarked Income BUR</p>	<p></p> <p><b>CITIZEN/CLIENT SATISFACTION RESULTS</b></p> <p>No Citizen/Client Satisfaction Results; 25% resolution and 33% compliance of #8888 complaints; and no complaints received from CCB</p>
--	--	--	---	--





## Compliant in 5 out of 11 Agency Accountability Requirements

<p>Transparency Seal</p> <p><b>NON-COMPLIANT</b></p>	<p>PhilGEPS Posting</p> <p><b>NON-COMPLIANT</b></p>	<p>Designation of the Agency's Committee on Anti-Red Tape</p> <p><b>NON-COMPLIANT</b></p>	<p>Sustained Compliance to Audit Findings</p> <p><b>COMPLIANT</b></p>	<p>Submission and review of SALN</p> <p><b>COMPLIANT</b></p>	<p>Freedom of Information (FOI)</p> <p><b>NON-COMPLIANT</b></p>
<p>FY 2022 APP Non-Common Use Supplies and Equipment (APP non-CSE)</p> <p><b>NON-COMPLIANT</b></p>	<p>Posting of Indicative FY 2023 APP non-CSE</p> <p><b>COMPLIANT</b></p>	<p>FY 2023 Annual Procurement Plan-Common Use Supplies and Equipment (APP-CSE)</p> <p><b>COMPLIANT</b></p>	<p>FY 2021 Agency Procurement Compliance and Performance Indicators (APCPI)</p> <p><b>COMPLIANT</b></p>	<p>Undertaking of Early Procurement Activities (EPA)</p> <p><b>NON-COMPLIANT</b></p>	<p>Compliance with the National Competition Policy</p> <p><b>NOT APPLICABLE</b></p>



FY 2021 Performance-Based Bonus Scorecard

# WESTERN MINDANAO STATE UNIVERSITY

<p><b>NOT ELIGIBLE</b></p> <p>The WMSU achieved 60 points and is Not Eligible for the grant of FY 2021 PBB.</p>	 <p><b>PERFORMANCE RESULTS</b></p> <p>Achieved 72.73% (8 out of 11) of the Congress-approved performance targets for FY 2021; failure to meet the targets for 2 indicators are due to uncontrollable factors, while the deficiency for 1 indicator is due to controllable factors</p>	 <p><b>PROCESS RESULTS</b></p> <p>Achieved ISO certification or its equivalent certification for at least 80% of frontline services</p>	 <p><b>FINANCIAL RESULTS</b></p> <p>Achieved an average of 64.96% Disbursements and Earmarked Income BUR</p>	 <p><b>CITIZEN/CLIENT SATISFACTION RESULTS</b></p> <p>No Citizen/Client Satisfaction Results; 100% resolution of CCB complaints and 80% resolution of #8888 complaints</p>	
	<p><b>10</b></p> <p>TOTAL SCORE</p>	<p><b>1</b></p> <p>SCORE</p>	<p><b>4</b></p> <p>SCORE</p>	<p><b>4</b></p> <p>SCORE</p>	<p><b>1</b></p> <p>SCORE</p>
	<p><b>50</b></p> <p>TOTAL POINTS</p>	<p><b>5</b></p> <p>POINTS</p>	<p><b>20</b></p> <p>POINTS</p>	<p><b>20</b></p> <p>POINTS</p>	<p><b>5</b></p> <p>POINTS</p>

Legend: 1 SCORE = 5 POINTS    2 SCORE = 10 POINTS    3 SCORE = 15 POINTS    4 SCORE = 20 POINTS    5 SCORE = 25 POINTS

## Compliant in 8 out of 11 Agency Accountability Requirements

<p>Transparency Seal</p> <p><b>COMPLIANT</b></p>	<p>PhilGEPS Posting</p> <p><b>COMPLIANT</b></p>	<p>Updating of Citizen's Charter</p> <p><b>NON-COMPLIANT</b></p>	<p>Sustained Compliance to Audit Findings</p> <p><b>COMPLIANT</b></p>	<p>Submission and review of SALN</p> <p><b>COMPLIANT</b></p>	<p>Freedom of Information (FOI)</p> <p><b>COMPLIANT</b></p>
<p>Submission of FY 2022 Annual Procurement Plan - Common Use Supplies and Equipment (APP-CSE)</p> <p><b>COMPLIANT</b></p>	<p>Submission of FY 2021 Annual Procurement Plan - Non-Common Use Supplies and Equipment (APP-non CSE)</p> <p><b>NON-COMPLIANT</b></p>	<p>Posting of Indicative FY 2022 APP-non CSE</p> <p><b>COMPLIANT</b></p>	<p>Submission of FY 2020 Agency Procurement Compliance and Performance Indicators (APCPI)</p> <p><b>COMPLIANT</b></p>	<p>Undertaking of Early Procurement Activities covering 2022 Procurement Projects</p> <p><b>NON-COMPLIANT</b></p>	





# MFO ACCOUNTABILITY REPORT CARD (MARC-1)

Western Mindanao State University	DEPARTMENT BUDGET FY 2020 (in million)	OVERALL RESULTS ASSESSMENT						
		SERVICE/ PRODUCT RESULTS						
		PERFORMANCE INDICATORS	FY 2019 ACTUAL ACCOMPLISHMENT	FY 2020 TARGET	FY 2020 ACTUAL ACCOMPLISHMENT	RATING		
<b>ORGANIZATIONAL OUTCOMES</b>								
<b>Higher Education Programs</b>	Php389.171	<b>Outcome Indicators</b>						
		Percentage of first-time licensure exam-takers who passed the licensure exams	42% 1,776 out of 4,184 licensure exam-takers	49%	41% 9 out of 22 licensure exam-takers	83%		
		Percentage of graduates (2 years prior) that are employed	18% 820 out of 4,497 graduates	16%	20% 1,142 out of 5,828 graduates	122%		
		<b>Output Indicators</b>						
		Percentage of undergraduate student population enrolled in CHed-identified and RDC-identified priority programs	56% 8,464 out of 15,231 students	64%	64% 10,257 out of 15,991 students	100%		
		Percentage of undergraduate programs with accreditation	89% 39 out of 44 programs	91%	89% 40 out of 45 programs	98%		
<b>Research Programs</b>	Php11.610	<b>Outcome Indicators</b>						
		Number of research outputs in the last three years utilized by the industry or by other beneficiaries	3 research outputs	3 research outputs	8 research outputs	267%		
		<b>Output Indicators</b>						
		Number of research outputs completed within the year	12 research outputs	12 research outputs	12 research outputs	100%		
		Percentage of research outputs published in internationally-refereed or CHED recognized journal within the year	0%	100%	100% 25 research outputs	100%		
<b>Technical Advisory Extension Programs</b>	Php5.710	<b>Outcome Indicators</b>						
		Number of active partnerships with LGUs, industries, NGOs, NGAs, SMEs, and other stakeholders as a result of extension services	9 active partnerships	5 active partnerships	10 active partnerships	200%		
		<b>Output Indicators</b>						
		Number of trainees weighted by the length of training	10,544 trainees	4,889 trainees	10,297 trainees	211%		
		Number of extension programs organized and supported consistent with the SUC's mandated and priority programs	16 programs	15 programs	22 programs	147%		
		Percentage of beneficiaries who rate the training course/s and advisory services as satisfactory or higher in terms of quality and relevance	99% 1,582 out of 1,593 beneficiaries	99%	99.65% 3,940 out of 3,954 beneficiaries	101%		
<b>STO and GASS</b>								
<b>SUPPORT TO OPERATIONS</b>	Php1.920	Posting of ISO 9001 Quality Management System Certificate	100%	100%	100%	100%		
<b>GENERAL ADMINISTRATIVE SUPPORT SERVICES</b>	Php190.104	<b>Budget Utilization Rate</b>						
		Obligations BUR Ratio of total obligations against all allotments.	93%	90%	91%	101%		
			Php87,534,945		Php65,045,731			
		Disbursements BUR Ratio of total disbursement to total obligations.	84%	85%	77%	91%		
			Php73,563,890		Php50,222,350			
		Utilization Rate for All Earmarked Income	46%	100%	56%	56%		
			Php171,337,971		Php144,087,246			
		Public Financial Management reporting requirements of COA and DBM						
				Sustained Full Compliance with at least 30% of the prior years' COA Audit Recommendations	100%	100%	100%	100%
		<b>Procurement Requirements</b>						
				FY 2019 APP - non CSE submission	100%	100%	100%	100%
				Indicative FY 2020 APP - non CSE submission	0%	100%	100%	100%
		FY 2020 APP - CSE submission	100%	100%	100%	100%		
		FY 2018 APCPI report submission	100%	100%	100%	100%		
		Undertaking of Early Procurement for at least 50% of Goods and Services	0%	100%	0%	0%		

Source: Agency Form A/A-1; Assessment of CHED; Assessment of DBM RO-IX (BUR)