




QUARTERLY REPORT OF REVENUE AND OTHER RECEIPTS
As at the Quarter Ending December 31, 2025


Department : State Universities and Colleges (SUCs)
Agency/Entity : Western Mindanao State University
Operating Unit : < not applicable >
Organization Code (UACS) : 08 086 0000000
Fund Cluster : 05 - Internally Generated Funds

Classification/Sources of Revenue and Other Receipts	UACS CODE	REVENUE TARGET (Annual) per BESF	Actual Revenue and Other Receipts Collections					Cumulative Remittance/Deposits to Date			Variance		Remarks
			1st Quarter Ending March 31	2nd Quarter Ending June 30	3rd Quarter Ending September 30	4th Quarter Ending December 31	Total	Remittance to BTr	Deposited with AGDB	Total	Amount	%	
1	2	3	4	5	6	7	8=(4+5+6+7)	9	10	11=(9+10)	12=(8-3)	13=(12/3)	14
Internally Generated Funds		189,525,000.00	45,225,248.53	72,108,150.73	31,473,328.88	24,537,106.45	173,343,834.59	0.00	173,343,834.59	173,343,834.59	(16,181,165.41)	-9 %	
Non-Revenue Collections/Other Receipts		189,525,000.00	45,225,248.53	72,108,150.73	31,473,328.88	24,537,106.45	173,343,834.59	0.00	173,343,834.59	173,343,834.59	(16,181,165.41)	-9 %	
Cash Receipts		189,525,000.00	45,225,248.53	72,108,150.73	31,473,328.88	24,537,106.45	173,343,834.59	0.00	173,343,834.59	173,343,834.59	(16,181,165.41)	-9 %	
Non-Tax		189,525,000.00	45,225,248.53	72,108,150.73	31,473,328.88	24,537,106.45	173,343,834.59	0.00	173,343,834.59	173,343,834.59	(16,181,165.41)	-9 %	
Registration Fees	4020102000	570,000.00	98,717.05	6,995.00	105,230.00	3,980.00	214,922.05	0.00	214,922.05	214,922.05	(355,077.95)	-62 %	
Clearance Fees	4020104001	3,833,000.00	819,630.00	1,002,105.00	1,026,095.00	613,725.00	3,461,555.00	0.00	3,461,555.00	3,461,555.00	(371,445.00)	-10 %	
Other Service Income	4020199099	67,905,000.00	13,700,533.97	26,236,657.70	10,214,013.99	5,241,256.58	55,392,462.24	0.00	55,392,462.24	55,392,462.24	(12,512,537.76)	-18 %	
Tuition Fees	4020201001	49,410,000.00	15,455,174.57	24,673,177.34	9,190,334.99	7,993,003.11	57,311,690.01	0.00	57,311,690.01	57,311,690.01	7,901,690.01	16 %	
Other School Fees	4020201099	34,275,000.00	3,710,510.59	13,815,436.69	3,398,828.00	6,651,950.00	27,576,725.28	0.00	27,576,725.28	27,576,725.28	(6,698,274.72)	-20 %	
Affiliation Fees	4020202000	4,912,000.00	2,333,090.00	1,224,445.00	1,528,700.00	1,180,590.00	6,266,825.00	0.00	6,266,825.00	6,266,825.00	1,354,825.00	28 %	
Rent/Lease Income	4020205000	948,000.00	290,486.88	268,862.50	1,909,162.00	336,155.76	2,804,687.14	0.00	2,804,687.14	2,804,687.14	1,856,687.14	196 %	
Others	4020221099	195,000.00	0.00	0.00	0.00	0.00	0.00	0.00	0.00	0.00	(195,000.00)	-100 %	
Other Business Income	4020299099	27,477,000.00	8,817,105.47	4,880,451.50	4,100,964.90	2,516,446.00	20,314,967.87	0.00	20,314,967.87	20,314,967.87	(7,162,032.13)	-26 %	
GRAND TOTAL		189,525,000.00	45,225,248.53	72,108,150.73	31,473,328.88	24,537,106.45	173,343,834.59	0.00	173,343,834.59	173,343,834.59	(16,181,165.41)	-9 %	

Certified Correct:

CHRISTIANNE DAWN R. SICAT
Accountant III
Date: January 24, 2026 04:47 PM

Certified Correct:

SUZETTE G. DUCANES
Budget Officer III
Date: January 24, 2026 04:47 PM

Recommending Approval By:

ROSALIE T. ARCILLAS
Director for Finance
Date: January 25, 2026 01:44 PM

Approved By:

MA. CARLA ALTEA OCHOTORENA, PH.D
President
Date: January 25, 2026 01:48 PM