


**QUARTERLY PHYSICAL REPORT OF OPERATION**  
As of December 31, 2023


Department : State Universities and Colleges (SUCs)  
 Agency/Entity : Western Mindanao State University  
 Operating Unit : < not applicable >  
 Organization Code (UACS) : 08 086 0000000


Particulars	UACS CODE	Physical Target (Budget Year)					Physical Accomplishment (Budget Year)					Variance as of December 31, 2023	Remarks
		1st Quarter	2nd Quarter	3rd Quarter	4th Quarter	Total	1st Quarter	2nd Quarter	3rd Quarter	4th Quarter	Total		
1	2	3	4	5	6	7	8	9	10	11	12	13	14
<b>HIGHER EDUCATION PROGRAM</b>	<b>3101000000000000</b>												
OO : Relevant and quality tertiary education ensured to achieve inclusive growth and access of poor but deserving students to quality tertiary education increased													
Outcome Indicators													
1. Percentage of first-time licensure exam takers that pass the licensure exams		52%	75%	41%	67%	49%	60%	68%	64%	71%	66%	17%	
2. Percentage of graduates (2 years prior) that are employed					20%	20%				28%	28%	8%	
Output Indicators													
1. Percentage of undergraduate students enrolled in CHED-identified and RDC-identified priority programs				76%		76%			79%		79%	3%	
2. Percentage of undergraduate programs with accreditation		91%				91%	84%				84%	-7%	
<b>RESEARCH PROGRAM</b>	<b>3202000000000000</b>												
OO : Higher education research improved to promote economic productivity and innovation													
Outcome Indicator													
1. Number of research outputs in the last three years utilized by the industry or by other beneficiaries			2	3	3	8		3	3	3	9	1	
Output Indicators													
1. Number of research outputs completed within the year		3	3	3	3	12	3	5	8	10	26	14	
2. Percentage of research outputs published in internationally-refereed or CHED recognized journal within the year		20%	20%	30%	30%	100%	18%	36%	20%	12%	86%	-14%	

TECHNICAL ADVISORY EXTENSION PROGRAM	33010000000000												
OO : Community engagement increased													
Outcome Indicator													
1. Number of active partnerships with LGUs, industries, NGOs, NGAs, SMEs, and other stakeholders as a result of extension activities				10		10			10		10		
Output Indicators													
1. Number of trainees weighted by the length of training		1,600	1,800	1,600	1,500	6,500	4,976.5	1,239.5	342.8	2,090	8,648.75	2148.8	
2. Number of extension programs organized and supported consistent with the SUC's mandated and priority programs				17		17			22		22	5	
3. Percentage of beneficiaries who rate the training course/s as satisfactory or higher in terms of quality and relevance			99%		99%	99%		99%		99.4%	99%		

This report was generated using the Unified Reporting System on February 6, 2024 10:17 AM; Status : SUBMITTED

Prepared By:  
  
**DR. OSCAR S. SICAT**  
 OIC - Planning Officer III  
 Date: February 6, 2024 09:43 AM

In coordination with:  
  
**ROSALIE T. ARCILLAS**  
 Director for Finance  
 Date: February 6, 2024 09:43 AM

Approved By:  
  
**DR. MA. CARLA A. OCHOTORENA**  
 SUC President  
 Date: February 6, 2024 10:16 AM